

DMX512 Dimmable Constant Voltage

DMX512 Dimmable LED Driver

DMX512调光电源

Features

特性

- Dimming Function: DMX512; DMX512 signal isolation
- Output constant Voltage with slightly adjustable. to solve the problem of line loss.
- Input Range: 100-277VAC
- Built-in active PFC function, $PF \geq 0.91 \sim 0.95$
- Efficiency up to 82% ~91%
- Different channels to be chosen, 1CH~5CH
- 5 CH independent outputs: RGBCW.
- Insulation on DMX 512 dimming end
- Dimming range: 0-100%
- Flicker-free, $f \geq 4K$ Hz STROBOSCOPIC exemption
- With the RDM (Remote Device Management) function. With NFC function, read and write DMX512 address or adjust output voltage by mobile NFC APP or special NFC device.
- NFC to fine tuning output voltage and set address
- Protections: short circuit/ over load/ over temperature
- Cooling by free air convection
- 7 years warranty

调光功能: DMX512; DMX512信号隔离
输出恒定电压, 略有可调。解决线损问题。

输入范围: 100-277VAC

内置有源PFC功能, $PF \geq 0.91 \sim 0.95$

效率高达 82% ~91%

可选择不同的通道, 1CH~5CH

5路独立输出: RGBCW

DMX 512 调光端绝缘

调光范围: 0-100%

无闪烁, $f \geq 4K$ Hz STROBOSCOPIC 豁免

具有RDM (远程设备管理) 功能。

具备NFC功能, 可通过手机NFC APP或专用NFC设备
读写DMX512地址或调整输出电压。

NFC 微调输出电压和设置地址

保护功能: 短路/过压、过温保护功能

通过自由空气对流冷却

质保期: 7年

Optional Shell

可选外壳

SMT- yy###-xC-P

SMT- yy###-xC-A



DC 12V 24V 48V, 30W-300W

Standard Size

SMT-yy###-xC-ADJ



DC 12V 24V 48V, 30W-300W

built-in Junction Box

Whole Family

SMT-yy###-xC-z

x = 1,2,3,4,5 CH;

z = A (IP67) ; P (IP20) ; ADJ(built-in Junction Box)

yy = 12VDC, 24VDC, 48VDC

= 30W 60W 100W 120W 150W 200W 300W



Optional Model (Standard Size DMX512 Dimmable LED Driver)

可选型号 (DMX512常规尺寸LED 驱动)

Model 型号	Cover Material 外壳材质	Output Voltage 输出电压 (Vdc)	Output Current 输出电流 (Amp)	Output power 输出功率 (Watt)	Product Size 尺寸 (mm)	N/W 净重 (g)
SMT-yy030-xC-P	Plastic(IP20)	12/24/48	2.5/1.25/0.625	30	171.5*54*20	300
SMT-yy060-xC-P	Plastic(IP20)	12/24/48	5/2.5/1.25	60	192.5*62*24	350
SMT-yy080-xC-A	Aluminum(IP67)	12/24/48	6.66/3.33/1.66	80	230*78*25	800
SMT-yy100-xC-A	Aluminum(IP67)	12/24/48	8.33/4.17/2.08	100	230*78*25	800
SMT-yy120-xC-A	Aluminum(IP67)	12/24/48	10/5/2.5	120	230*78*25	800
SMT-yy150-xC-A	Aluminum(IP67)	12/24/48	12.5/6.25/3.12	150	277*78*25	900
SMT-yy200-xC-A	Aluminum(IP67)	12/24/48	16.67/8.33/4.17	200	277*78*25	900
SMT-yy300-xC-A	Aluminum(IP67)	12/24/48	25/12.5/6.25	300	301*78*25	1100

Optional Model (J-Box DMX512 Dimmable LED Driver)

可选型号 (DMX512壳机一体LED 驱动)

Model 型号	Cover Material 外壳材质	Output Voltage 输出电压 (Vdc)	Output Current 输出电流 (Amp)	Output power 输出功率 (Watt)	Product Size 尺寸 (mm)	N/W 净重 (g)
SMT-yy030-1C-ADJ	NEMA 4X	12/24/48	2.5/1.25/0.625	30W	165*94.5*40	910
SMT-yy060-xC-ADJ	NEMA 4X	12/24/48	5/2.5/1.25	60W	188*94.5*40	1100
SMT-yy080-1C-ADJ	NEMA 4X	12/24/48	6.66/3.33/1.66	80W	220*94.5*40	1400
SMT-yy100-1C-ADJ	NEMA 4X	12/24/48	8.33/4.17/2.08	100W	220*94.5*40	1400
SMT-yy120-1C-ADJ	NEMA 4X	12/24/48	10/5/2.5	120W	220*94.5*40	1400
SMT-yy150-1C-ADJ	NEMA 4X	12/24/48	12.5/6.25/3.12	150W	260*105*45	2050
SMT-yy200-1C-ADJ	NEMA 4X	12/24/48	16.67/8.33/4.17	200W	260*105*45	2050
SMT-yy300-1C-ADJ	NEMA 4X	12/24/48	25/12.5/6.25	300W	278*108*45	2450

Dimming Operation & Connecting Diagram

调光操作 & 接线图

DMX512 Dimming

DMX512 调光

※Dimming cable Purple (D+), Brown (D-) and Gray (GND) connect to DMX dimmer / system.

※Output cable to be connected to LED Light;

DIM (DW) Dimming: Rubber cable Black is output (V+) Positive, White is output (V-) negative

CCT (TW) Dimming: 1015 electronic cable, (V+) 16AWG; (V-) 18AWG Black is output (V+) Positive, White (CW-) and Yellow (WW-) are output (V-) negative

RGB Dimming: 1015 electronic cable, (V+) 16AWG; (V-) 18AWG Black is output (V+) Positive, Red (R-), Green (G-) and Blue (B-) are output (V-) negative

RGBW Dimming: 1015 electronic cable, (V+) 16AWG; (V-) 18AWG Black is output (V+) Positive, Red (R-), Green (G-), Blue (B-), White (W-) are output (V-) negative

RGB+CCT Dimming: 1015 electronic cable, (V+) 16AWG; (V-) 18AWG Black is output (V+) Positive, Red (R-), Green (G-), Blue (B-), White (CW-) and Yellow (WW-) are output (V-) negative.;

※Please make sure you connect these correctly, otherwise your product will not work correctly and could be damaged.

Note: there is external antenna at output side. Don't disassemble!

※调光线：紫色 (D+)、棕色 (D-) 和灰色 (GND) 连接到 DMX调光器/系统。

※连接LED灯的输出线；

DIM (DW) 调光：橡胶线 黑色为输出 (V+) 正极，白色为输出 (V-) 负极

CCT (TW) 调光：1015电子线，(V+) 16AWG；(V-) 18AWG 黑色是输出 (V+) 正极，而 (CW-) 和黄色 (WW-) 是输出 (V-) 负极

RGB调光：1015电子线，(V+) 16AWG；(V-) 18AWG 黑色为输出 (V+) 正极，红色 (R-)、绿色 (G-) 和蓝色 (B-) 为输出 (V-) 负极

RGBW调光：1015电子线，(V+) 16AWG；(V-) 18AWG 黑色为输出 (V+) 正极，红色 (R-)，绿色 (G-)，蓝色 (B-)，白色 (W-) 为输出 (V-) 负极

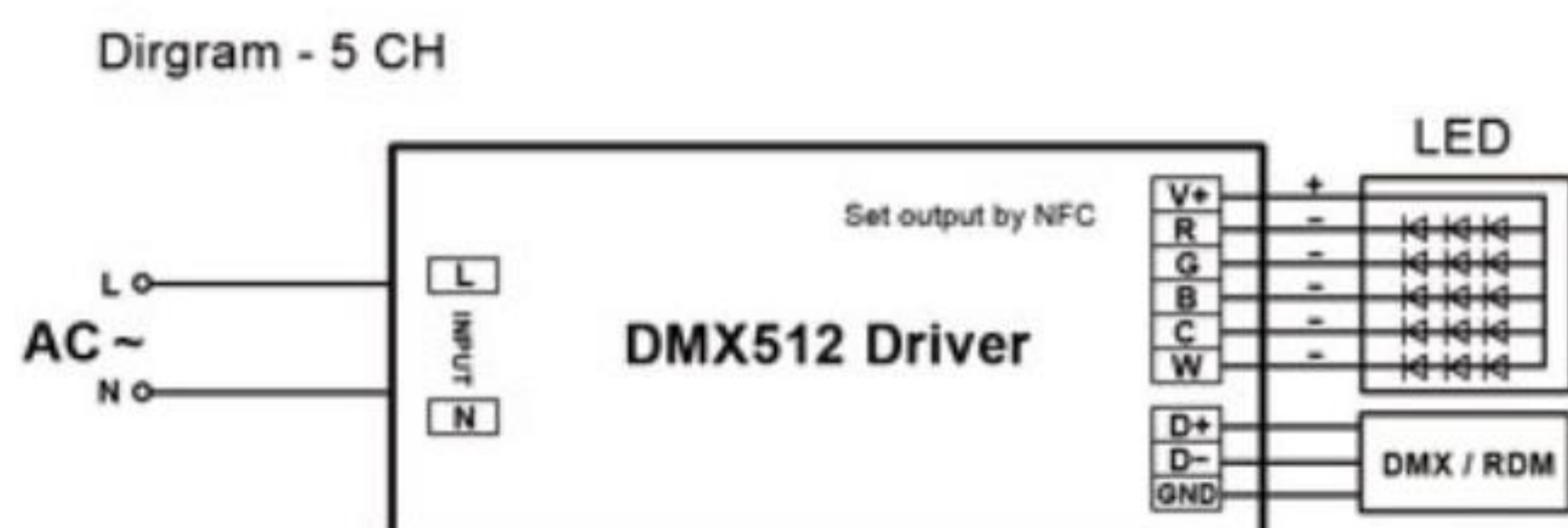
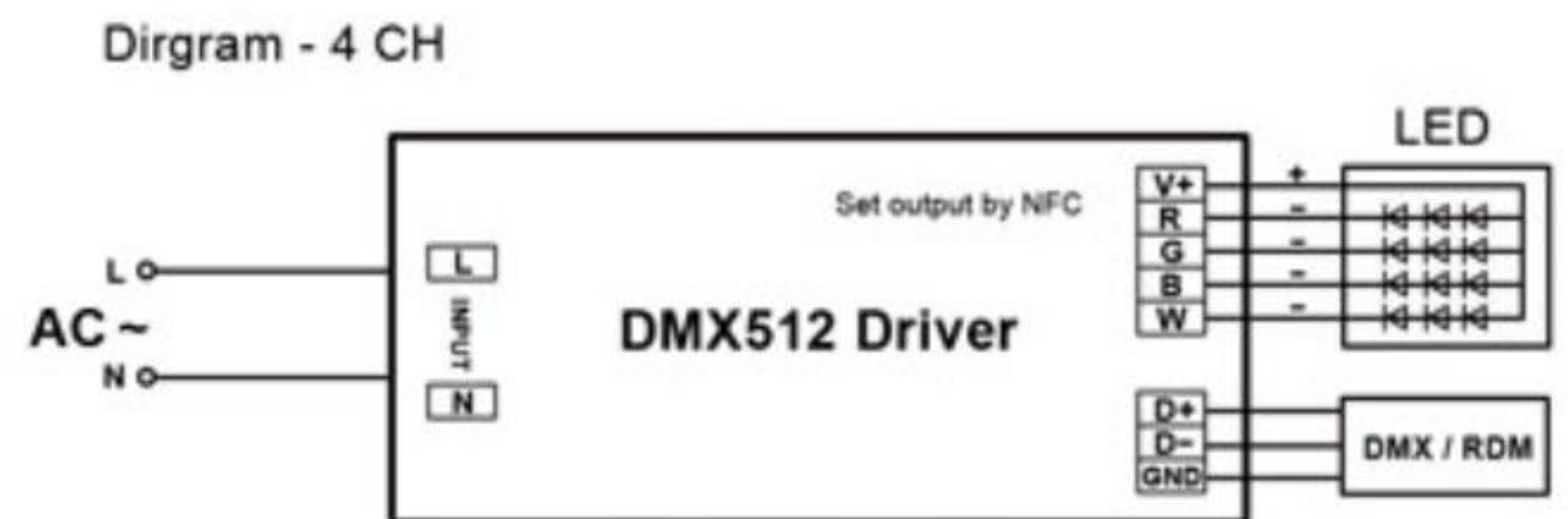
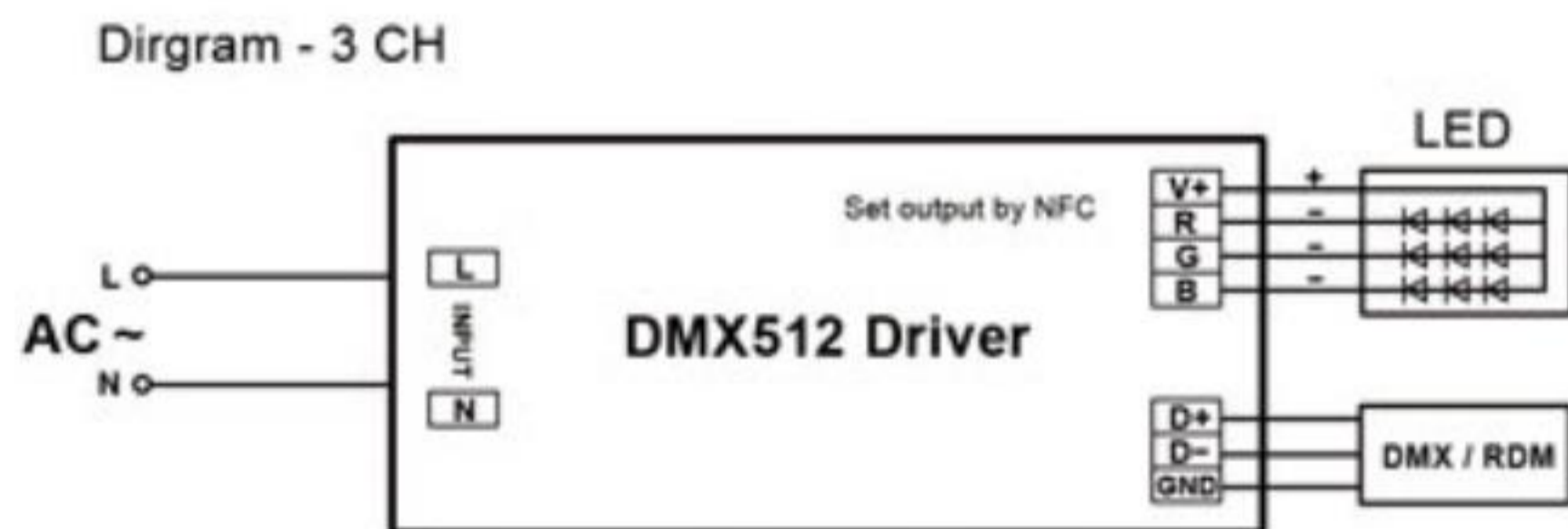
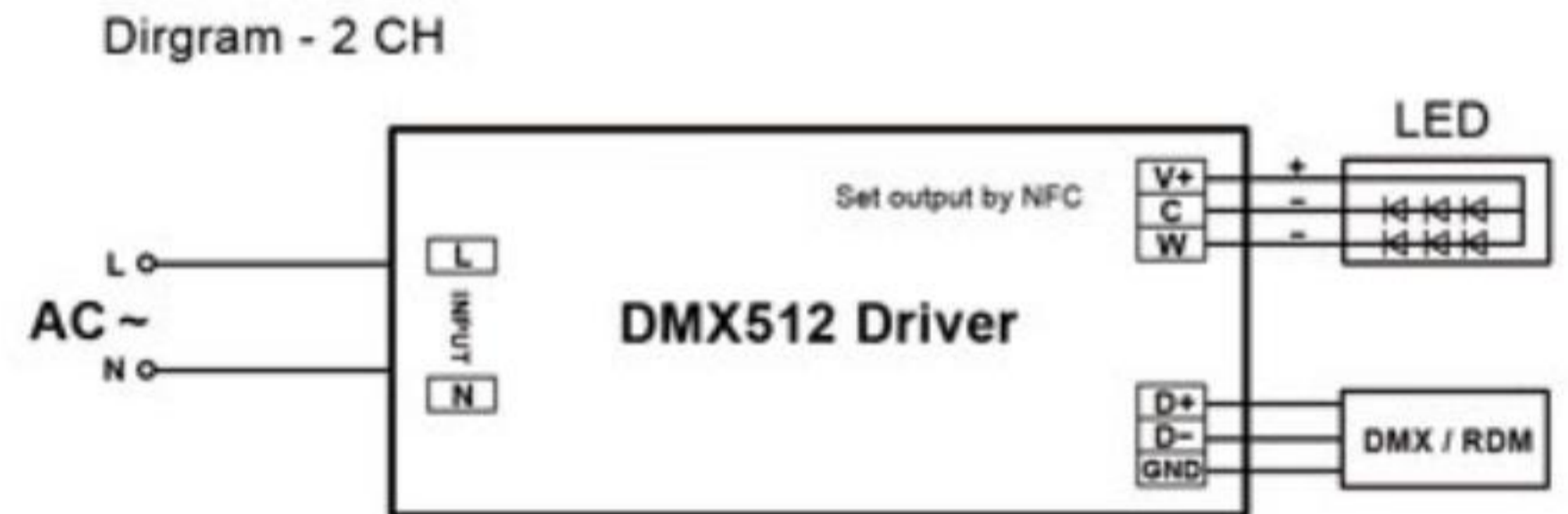
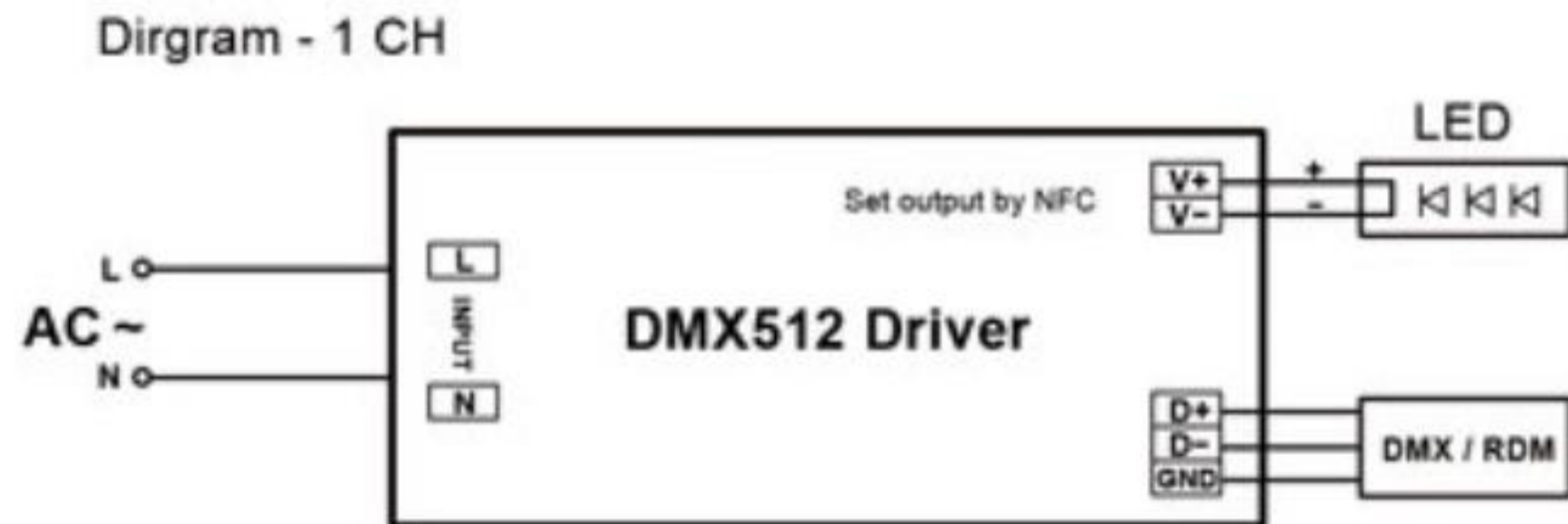
RGB+CCT调光：1015电子线，(V+) 16AWG；(V-) 18AWG, 黑色为输出 (V+) 正极，红色 (R-)、绿色 (G-)、蓝色 (B-) 白色 (CW-) 和黄色 (WW-) 为输出 (V-) 负极。

※请确保您正确连接这些，否则您的产品将无法正常工作并可能损坏。

注：输出端有外接天线。不要拆机！

Connecting Diagram

接线图



DMX512 Address Setting Operation

DMX512地址设置操作

The default address for DMX driver is 001.

DMX驱动默认地址为001。

Address settings:

地址设置:

① RDM setting address:

Set the address by the RDM device. For detailed operation, please refer to RDM device instruction manual.

① RDM 设置地址:

通过 RDM 设备设置地址。详细操作请参考 RDM 设备使用说明书。

② NFC setting address:

The DMX address can be read and written by a mobile with NFC APP or NFC handheld device (NFC read & write device: NFC-RW) by close to the NFC signal area of the DMX512 driver.

② NFC设置地址:

靠近 DMX512 驱动器的 NFC 信号区, 可以通过带有 NFC APP 的手机或 NFC 手持设备 (NFC 读写设备: NFC-RW) 读写 DMX 地址。

Setting Operation Steps

设置操作步骤:

Simple operation about DMX512 address reset and adjusting output voltage slighting by a mobile with NFC APP or NFC handheld device (NFC read & write device: NFC-RW)

通过带有NFC APP或NFC手持设备 (NFC读写设备: NFC-RW) 的手机进行DMX512地址复位和调整输出电压的简单操作

Scan the QR code to download the NFC APP

扫描二维码下载NFC APP



Android



iPhone